

Key: Builders Hardware

Door: Swinging

**Security
Level:** Minimum/Medium

FOLGER ADAM PNEUMATIC LOCKS

NS400P PNEUMATIC DEADLATCHES

Description

NS400P Series Deadlatches are pin-tumbler, pneumatically-operated locks for swinging doors. Specify builders hardware cylinders and keying as follows:

NS402P Keyed one side

NS406P keyed both sides

(See Optional Features for factory or customer-supplied key cylinders. Model NS400P, no cylinder supplied.)

Applications

Specify for minimum/medium security swinging cell, corridor or administration areas of institutions with 2" wide hollow metal jamb construction.

Operation

A remote switch is used to control the lock pneumatically, or it may be operated mechanically by builders hardware key cylinder. These locks offer the convenience of remote, electric unlocking or locking and automatic deadlocking when the door is closed.

Non-Fail-Safe Models

Unlock when solenoid is energized

(1): by a momentary-contact switch. Latchbolt remains retracted mechanically until the door is opened. Upon opening the door the latchbolt extends. The latchbolt is deadlocked mechanically when the door is closed.


Unlock when solenoid is energized

(2): by a momentary-contact switch. Latchbolt is electrically held retracted as long as control switch is tripped. (No mechanical latchback). The door must

be opened while control switch is in the unlocked position. The latchbolt is deadlocked when the door is closed. A maintained-contact switch will hold the lock unlocked until the switch is released.

Standard Features

- **Instant solenoid actuation** – Instant bolt retraction provided by pneumatic cylinder.
- **Compact size** – Designed for hollow metal frames with standard 2" face.
- **Two-piece, twelve-pin plug connector** – Simplifies wiring, allows pre-wiring of the lock opening.
- **Heavy duty lock mechanism** – Designed with heavy duty, corrosion-resistant working parts tested over 1,000,000 cycles.
- **Stainless steel strike** – Angled lip-type, furnished with tamper-resistant screws. Requires less force to close and lock the door.
- **Mechanical latchback (Model NS400P-01)** – Holds latchbolt retracted until door opens.
- **Mechanical unlocking by key** – Offers manual control at the door in event of power failure or at any other time.
- **Stainless steel latchbolt** – 3/4" throw, hardened to resist sawing.
- **Finish** – US32D.
- **Indication switch** – an internal switch to monitor the positions of the deadlock actuator. Signals deadlocked condition.



Standards Compliance

All deadlatch models are UL1034 Burglary-Resistant Mechanisms.

ASTM F-1577 Grade 1 – Impact.



NS400P PNEUMATIC DEADLATCHES

Optional Features

- **Manual air release system** – Allows for the manual release of door or groups of doors from a remote location. Doors remain unlocked until system is manually reset. Specify MARS.
- **Builders hardware key cylinders** – High security six-pin tumbler cylinder may be specified. Special keying requests will be accommodated, if possible.

NOTE: Customer-supplied key cylinders may be used to adapt NS400 Series locks to a specific keying system. These cylinders must have:

- 1-5/32" diameter, full bar stock bodies.
- 1-1/8" length, including cam.
- Standard, removable Yale-type cam.

Cylinders and all keys should be sent to Southern Folger Detention Equipment Company. Required with LEK feature and cylinder extensions.

Customer is responsible for supplying the appropriate spacer ring(s). Any variations from removable, Yale-type cam require special pricing.

- **Local electric key (LEK)** – Inmate key operates lock electrically, staff keys always operate the lock manually, and can operate it electrically. Feature is enabled or canceled from a remote control console.
- **Inmate push button** – Allows operation of the lock from inside the room or cell, may be canceled from central control console. A double-pole, double-throw switch is available for additional functions.

- **Key cylinder extension** – Required when lock is keyed on the stop side of the door frame. Five standard lengths are offered:

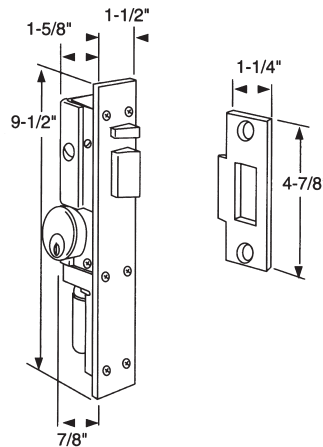
Jamb Size	Cylinder Extension
4-1/2" – 5"	4-3/4"
5" – 6"	5-3/4"
6" – 7"	6-3/4"
7" – 8"	7-3/4"
8" – 9"	8-3/4"

NOTE: Please specify appropriate cylinder extension length when ordering. Special lengths may be provided for other jamb thicknesses. Please contact factory for pricing and availability.

- **Finish** – Key Cylinder: US26D.

Dimensional Data

Note: Dimensions are for information and planning purposes only, and should not be used as templates.



Feature/Option Chart

MODEL NO.	OPERATION DESCRIPTION	INDICATION SWITCH	LATCHBACK		LEK OPTION	MARS
			WITH	WITHOUT		
NS400P-01	1	X	X		Available	Available
NS400P-04	2	X		X	Available	Available

Specifications

- **Lock case** – Investment-cast stainless steel.
- **Latchbolt** – Investment-cast stainless steel, hardened.
- **Latchbolt throw** – 3/4".
- **Operating lever** – Stainless steel.
- **Deadbolt lever/trigger bolt** – Investment-cast stainless steel.
- **Strike** – Stainless steel stamping, angled lip.

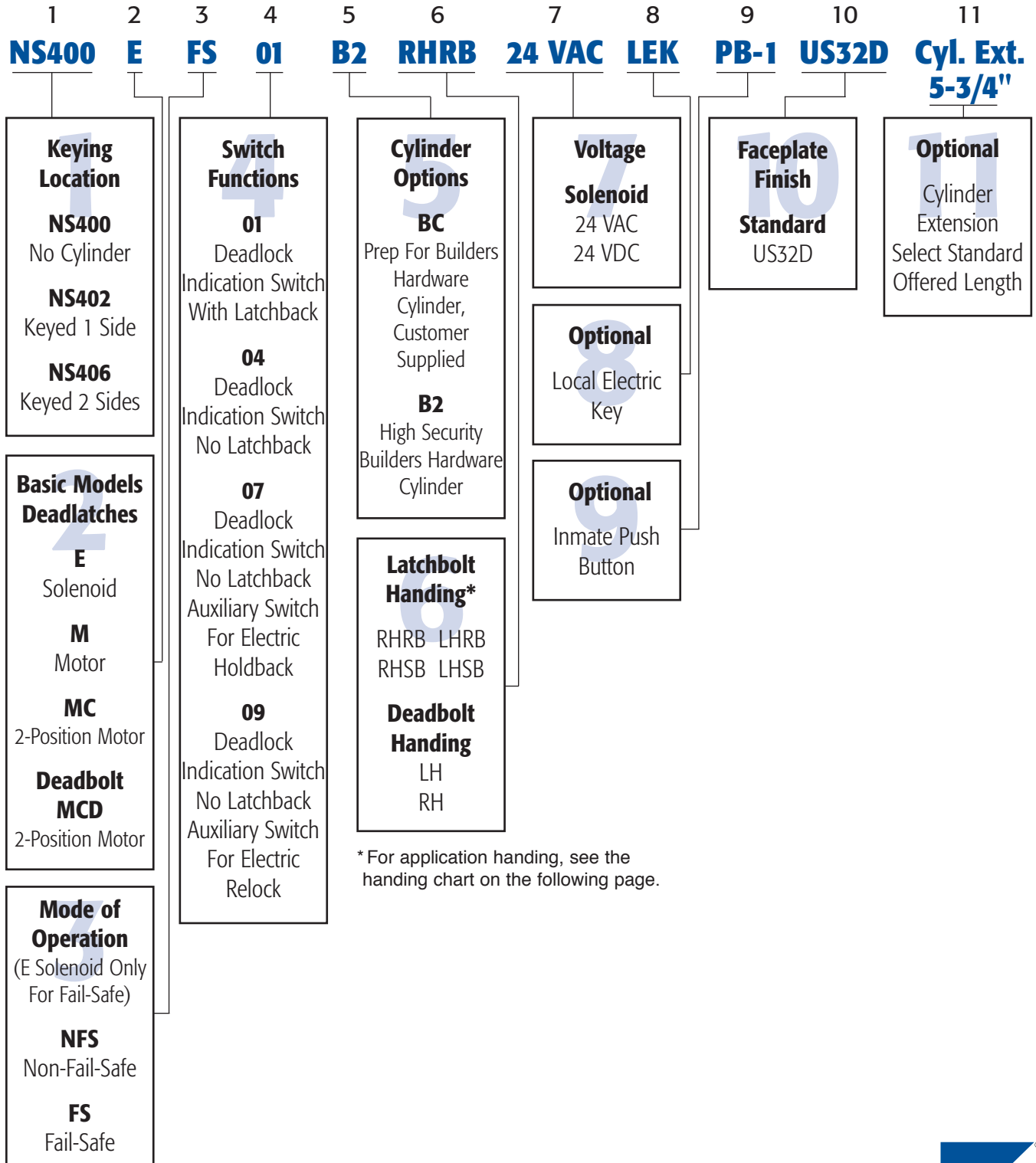
Electrical Characteristics

- **Pneumatic solenoid voltage** – 24VDC with 1.5 watts power, consumption, self-return type.
- **Indication switch** – SPDT, UL listed.
- **Rating** – 5 amp @ 125 or 250 VAC.





HOW TO SPECIFY NS400 SERIES LOCKS





HOW TO SPECIFY NS400 SERIES LOCKS

Specify circled swing number when ordering.

KEYED BOTH SIDES	<p>DEADBOLT - LH LATCHBOLT - LHRB</p> <p>RH RHRB</p> <p>25</p>	<p>DEADBOLT - RH LATCHBOLT - RHRB</p> <p>LH LHRB</p> <p>26</p>
KEYED HINGE SIDE	<p>DEADBOLT - LH LATCHBOLT - LHRB</p> <p>RH RHRB</p> <p>27</p>	<p>DEADBOLT - RH LATCHBOLT - RHRB</p> <p>LH LHRB</p> <p>28</p>
KEYED STOP SIDE	<p>DEADBOLT - LH LATCHBOLT - LHSB</p> <p>RH RHSB</p> <p>39</p>	<p>DEADBOLT - RH LATCHBOLT - RHSB</p> <p>LH LHSB</p> <p>40</p>

LEGEND

- = INDICATES KEYED SIDE (OR SIDES)
- = HOLLOW METAL JAMB
- = SYMBOLIZES LATCHBOLT
- = SYMBOLIZES LOCK CASE

